


FAÇA O CABEÇALHO NO SEU CADERNO E A ATIVIDADE CONFORME ORIENTAÇÃO
E.T.I. PROF. IRANY TOLEDO DE MORAES

TEACHER: TIAGO SILVA ENGLISH LANGUAGE **ATIVIDADE Nº 01**

TODAY'S DAY IS (DATA): _____ / _____ / 2.020

ACTIVITY (ATIVIDADE): ESTE É UM GRANDE DESAFIO. FAÇA O DESENHO (E PINTE) NO SEU CADERNO E ESCREVA EM INGLÊS CONFORME FIGURA ABAIXO



FAÇA O CABEÇALHO NO SEU CADERNO E A ATIVIDADE CONFORME ORIENTAÇÃO

E.T.I. PROF. IRANY TOLEDO DE MORAES

TEACHER: TIAGO SILVA

ENGLISH LANGUAGE

ATIVIDADE Nº 02

TODAY'S DAY IS (DATA): ____ / ____ / 2.020

ACTIVITY (ATIVIDADE): ESTE É UM GRANDE DESAFIO. FAÇA O DESENHO NO SEU CADERNO E PINTE DE ACORDO COM AS FRASES. Exemplo: Color the Girl's yoyo Pink - Pinte o yoyo da menina de rosa.



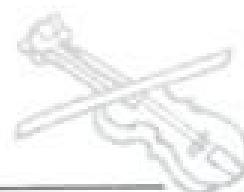
yoyo



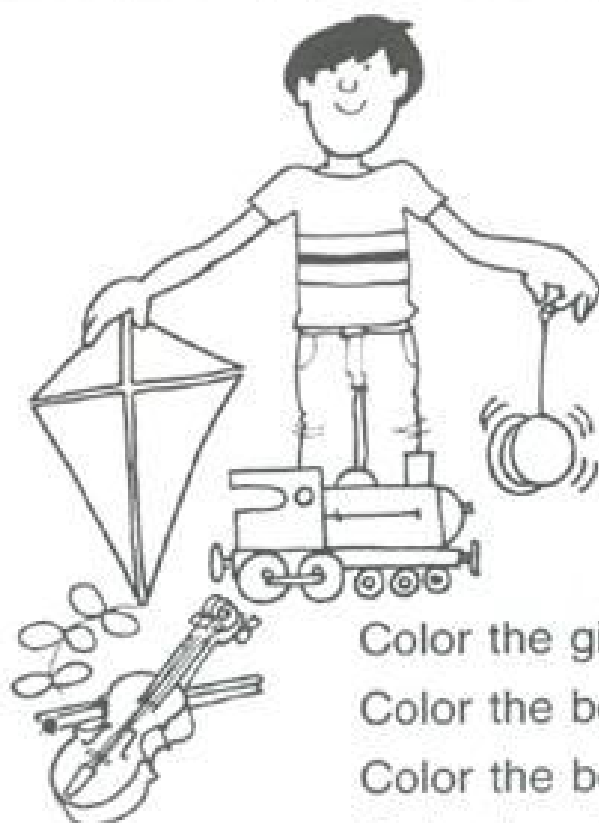
kite



engine



violin



- Color the girl's yoyo pink.
- Color the boy's kite green.
- Color the boy's yoyo yellow.
- Color the girl's violin orange.
- Color the boy's engine red.
- Color the boy's violin blue.
- Color the girl's engine yellow.
- Color the girl's kite green.

FAÇA O CABEÇALHO NO SEU CADERNO E A ATIVIDADE CONFORME ORIENTAÇÃO

E.T.I. PROF. IRANY TOLEDO DE MORAES

TEACHER: TIAGO SILVA


ENGLISH LANGUAGE

ATIVIDADE Nº 03


TODAY'S DAY IS (DATA): _____ / _____ / 2020

ACTIVITY (ATIVIDADE): ESTE É UM GRANDE DESAFIO. FAÇA O DESENHO NO SEU CADERNO E DESCUBRA O OBJETO QUE ESTÁ DENTRO DE CADA CAIXA - que objeto é?


Desenhe!




Draw a kite in the boy's box.




Draw a kite in the girl's box.



Draw a violin in the queen's box.



Draw a kite in the king's box.



Draw a violin in the elephant's box.



Draw a violin in the zebra's box.

FAÇA O CABEÇALHO NO SEU CADERNO E A ATIVIDADE CONFORME ORIENTAÇÃO

E.T.I. PROF. IRANY TOLEDO DE MORAES


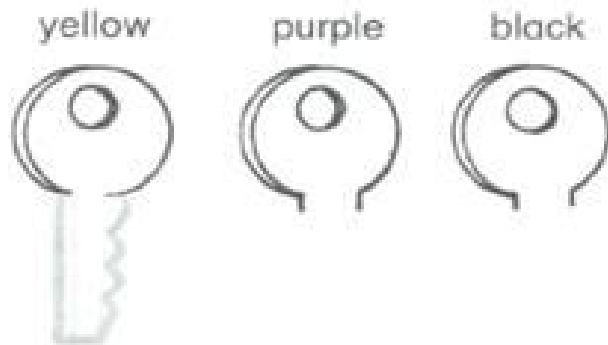
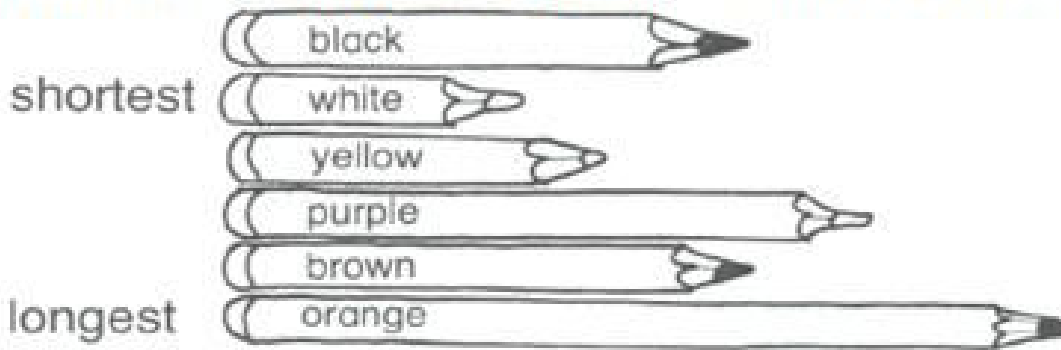
TEACHER: TIAGO SILVA

ENGLISH LANGUAGE

ATIVIDADE Nº 04

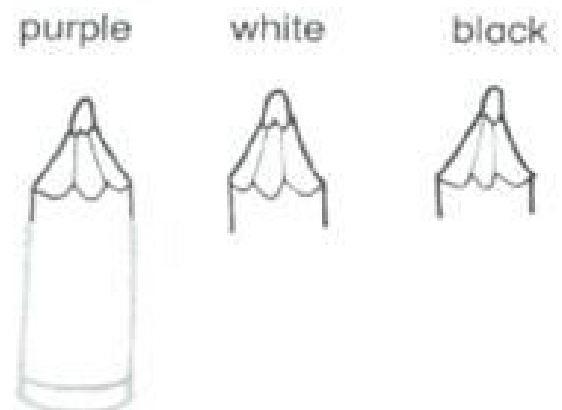
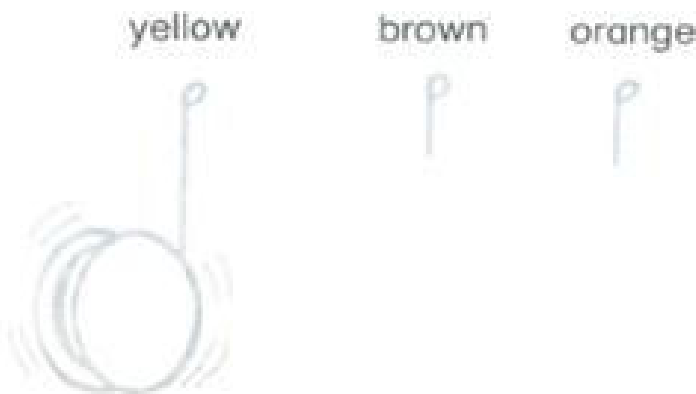
TODAY'S DAY IS (DATA): _____ / _____ / 2.020

ACTIVITY (ATIVIDADE): FAÇA O DESENHO NO SEU CADERNO COMPLETANDO O QUE FALTA. LEMBRE DE SEGUIR A COMANDA: LONGEST - mais longa / SHORTEST - mais curta.



The black key is the longest.
The purple key is the shortest.

The brown zipper is the longest.
The white zipper is the shortest.



The orange yoyo is the longest.
The brown yoyo is the shortest.

The black pencil is the longest.
The white pencil is the shortest.

FAÇA O CABEÇALHO NO SEU CADERNO E A ATIVIDADE CONFORME ORIENTAÇÃO

E.T.I. PROF. IRANY TOLEDO DE MORAES

TEACHER: TIAGO SILVA

ENGLISH LANGUAGE

ATIVIDADE Nº 05

TODAY'S DAY IS (DATA): ____ / ____ / 2.020

ACTIVITY (ATIVIDADE): FAÇA O DESENHO NO SEU CADERNO E PREENCHA COM AS FRASES ABAIXO - ESCREVA EM INGLES.



sad



old



young




big




tall



happy



I am the oldest.



I am the tallest.	I am the youngest.	We are the saddest.
I am the oldest.	We are the biggest.	We are the happiest.

FAÇA O CABEÇALHO NO SEU CADERNO E A ATIVIDADE CONFORME ORIENTAÇÃO

E.T.I. PROF. IRANY TOLEDO DE MORAES

TEACHER: TIAGO SILVA

ENGLISH LANGUAGE


ATIVIDADE N° 06

TODAY'S DAY IS (DATA): ____ / ____ / 2.020


ACTIVITY (ATIVIDADE): FAÇA O DESENHO NO SEU CADERNO E CIRCULE O NÚMERO DE FIGURA EXISTENTE.




one two three four five six seven eight nine ten




three vans.





two queens.




three zebras.



six vans.



seven elephants.



nine kings.

FAÇA O CABEÇALHO NO SEU CADERNO E A ATIVIDADE CONFORME ORIENTAÇÃO

E.T.I. PROF. IRANY TOLEDO DE MORAES

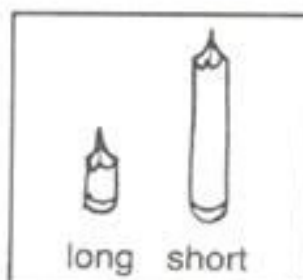


TEACHER: TIAGO SILVA

ENGLISH LANGUAGE

ATIVIDADE Nº 07

TODAY'S DAY IS (DATA): ____ / ____ / 2.020

ACTIVITY (ATIVIDADE): ESTE É UM GRANDE DESAFIO. FAÇA O DESENHO NO SEU CADERNO E DESCUBRA O QUE FALTA - COMPLETE A FIGURA!



He is the saddest.



She is the happiest.




She is the tallest.



He is the shortest.



He is the fattest.



She is the thinnest.

FAÇA O CABEÇALHO NO SEU CADERNO E A ATIVIDADE CONFORME ORIENTAÇÃO

E.T.I. PROF. IRANY TOLEDO DE MORAES

TEACHER: TIAGO SILVA

ENGLISH LANGUAGE

ATIVIDADE Nº 08

TODAY'S DAY IS (DATA): _____ / _____ / 2.020

ACTIVITY (ATIVIDADE): FAÇA O DESENHO NO SEU CADERNO E CIRCULE A RESPOSTA CORRETA DE ACORDO COM AS QUESTOES. YES, SHE IS - sim, ela é / NO, SHE ISN'T - não ela não é. YES, HE IS - sim, ele é. NO, HE ISN'T - não, ele não é.



Look at the queen.

Is she the tallest?

Yes, she is. No, she isn't.

Is she the shortest?

Yes, she is. No, she isn't.

Is she the fattest?

Yes, she is. No, she isn't.

Is she the saddest?

Yes, she is. No, she isn't.

Look at the king.

Is he the thinnest?

Yes, he is. No, he isn't.

Is he the shortest?

Yes, he is. No, he isn't.

Is he the tallest?

Yes, he is. No, he isn't.

Is he the saddest?

Yes, he is. No, he isn't.

FAÇA O CABEÇALHO NO SEU CADERNO E A ATIVIDADE CONFORME ORIENTAÇÃO

E.T.I. PROF. IRANY TOLEDO DE MORAES

TEACHER: TIAGO SILVA

ENGLISH LANGUAGE

ATIVIDADE N° 09

TODAY'S DAY IS (DATA): ____ / ____ / 2.020

ACTIVITY (ATIVIDADE): FAÇA O DESENHO NO SEU CADERNO E LIGUE A VOGAL/CONSOANTE (Z, K, E) NA FIGURA CORRETA.



king



elephant



zebra

z


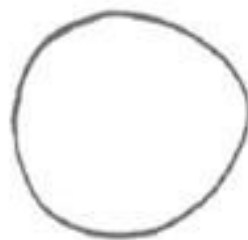
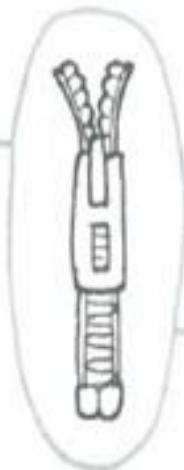
e

k

k

e

z



FAÇA O CABEÇALHO NO SEU CADERNO E A ATIVIDADE CONFORME ORIENTAÇÃO

E.T.I. PROF. IRANY TOLEDO DE MORAES

TEACHER: TIAGO SILVA

ENGLISH LANGUAGE

ATIVIDADE Nº 10

TODAY'S DAY IS (DATA): ____ / ____ / 2.020

ACTIVITY (ATIVIDADE): FAÇA O DESENHO NO SEU CADERNO E LIGUE A VOGAL/CONSOANTE (Q, Y, V) NA FIGURA CORRETA.



q



y

y



v

v

q