

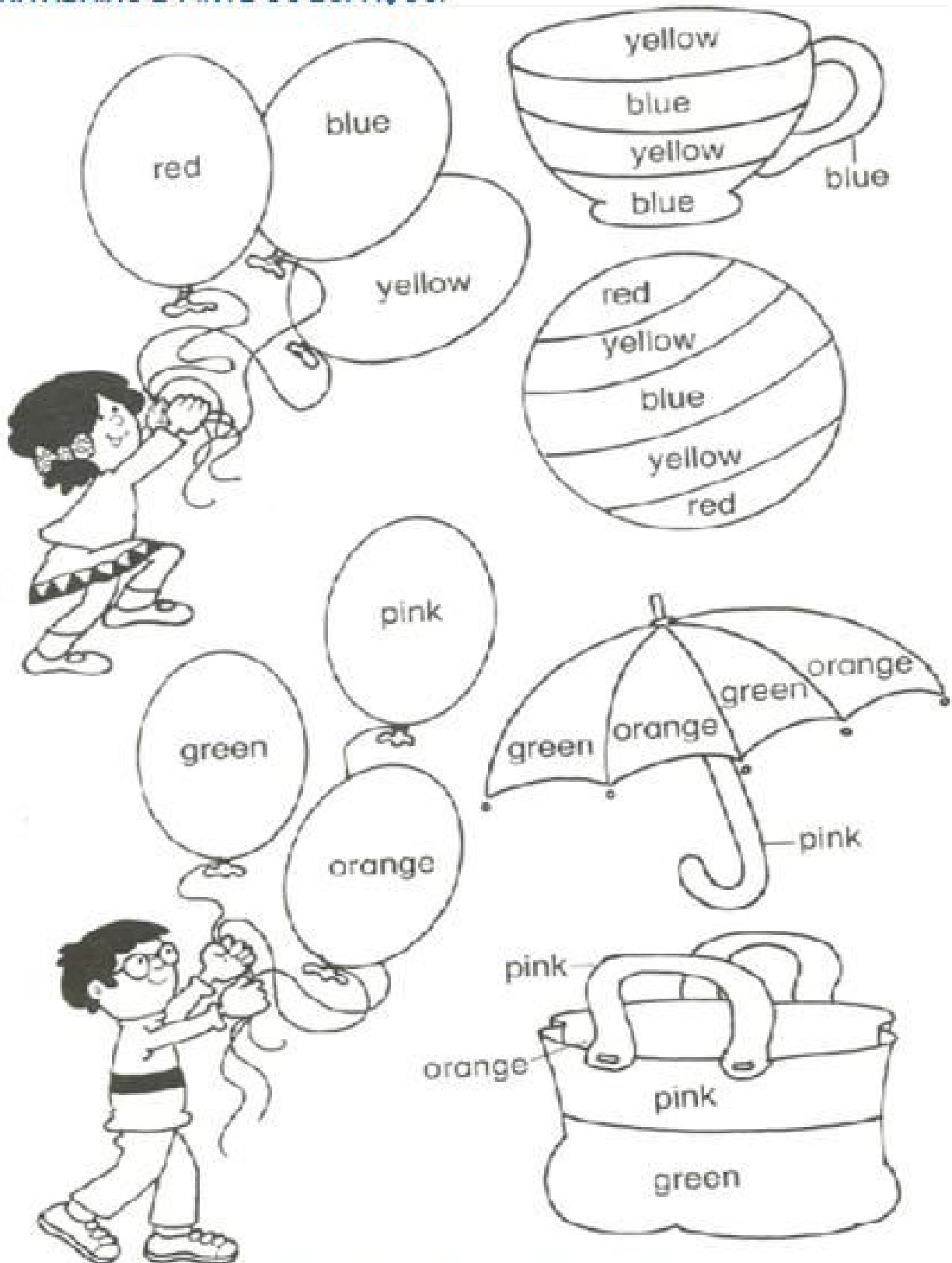
FAÇA O CABEÇALHO NO SEU CADERNO E A ATIVIDADE CONFORME ORIENTAÇÃO
ETI – IRANY TOLEDO DE MORAES

TEACHER: TIAGO SILVA

ENGLISH LANGUAGE

TODAY'S DAY IS (DATA): ____ / ____ / 2.020

ACTIVITY (ATIVIDADE): FAÇA O DESENHO NO SEU CADERNO CONFORME
FIGURA ABAIXO E PINTE OS ESPAÇOS.



FAÇA O DESENHO E PINTE NAS CORES:

RED / **BLUE** / **YELLOW** / **PINK** / **GREEN** / **ORANGE**

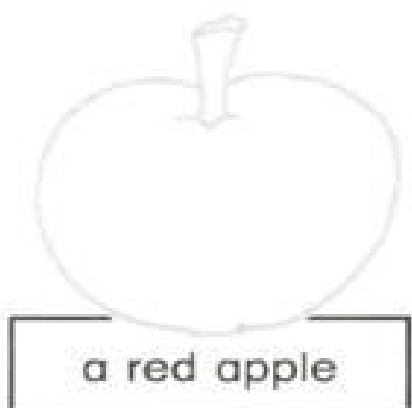
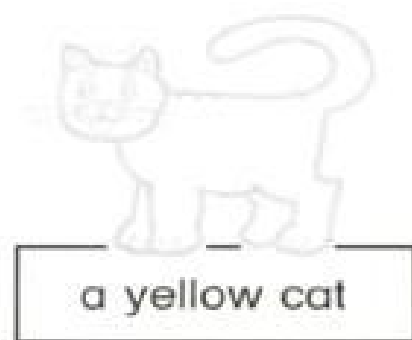


FAÇA O CABEÇALHO NO SEU CADERNO E A ATIVIDADE CONFORME ORIENTAÇÃO
ETI – IRANY TOLEDO DE MORAES

TEACHER: TIAGO SILVA

ENGLISH LANGUAGE

TODAY'S DAY IS (DATA): _____ / _____ / 2.020

ACTIVITY (ATIVIDADE): ESTE É UM GRANDE DESAFIO! FAÇA O DESENHO NO
SEU CADERNO CONFORME FIGURA ABAIXO E PINTE OS ESPAÇOS.



FAÇA O DESENHO E PINTE NAS CORES: RED / YELLOW / PINK / GREEN

FAÇA O CABEÇALHO NO SEU CADERNO E A ATIVIDADE CONFORME ORIENTAÇÃO


ETI – IRANY TOLEDO DE MORAES

TEACHER: TIAGO SILVA


ENGLISH LANGUAGE

TODAY'S DAY IS (DATA): _____ / _____ / 2.020


ACTIVITY (ATIVIDADE): FAÇA O DESENHO NO SEU CADERNO CONFORME FIGURA ABAIXO E LIGUE AS PALAVRAS NA IMAGEM.



ant



goat



orange




umbrella




cat

an umbrella



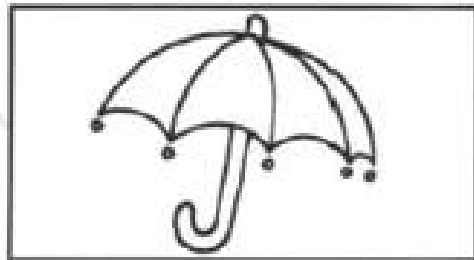
a goat

a goat




an orange

an orange



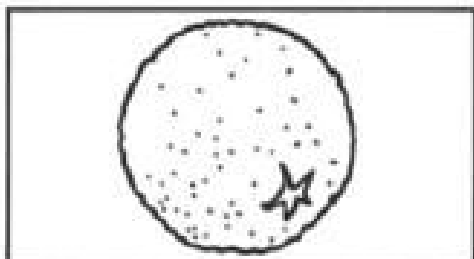
an umbrella

an ant



a cat

a cat



an ant

FAÇA O CABEÇALHO NO SEU CADERNO E A ATIVIDADE CONFORME ORIENTAÇÃO

ETI - IRANY TOLEDO DE MORAES

TEACHER: TIAGO SILVA

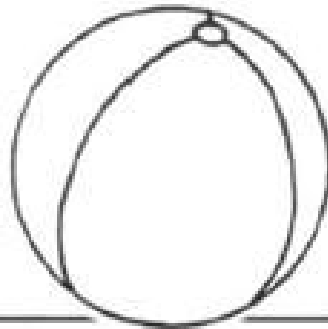
ENGLISH LANGUAGE

TODAY'S DAY IS (DATA): ____ / ____ / 2.020


ACTIVITY (ATIVIDADE): FAÇA O DESENHO NO SEU CADERNO CONFORME FIGURA ABAIXO E PINTE CADA IMAGEM DE ACORDO COM O VOCABULÁRIO.




cup




ball



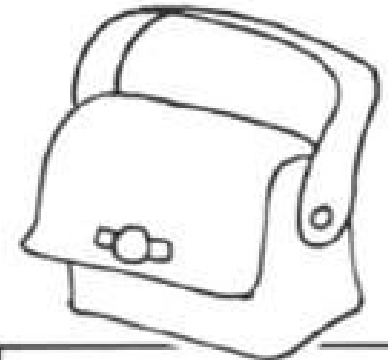
apple



goat



cat



bag

a red cat

a green apple

an orange cup

a yellow goat

a pink ball

a blue bag

FAÇA O DESENHO E PINTE NAS CORES

VOCABULÁRIO: RED / BLUE / YELLOW / PINK / GREEN / ORANGE

FAÇA O CABEÇALHO NO SEU CADERNO E A ATIVIDADE CONFORME ORIENTAÇÃO

ETI – IRANY TOLEDO DE MORAES

TEACHER: TIAGO SILVA

ENGLISH LANGUAGE



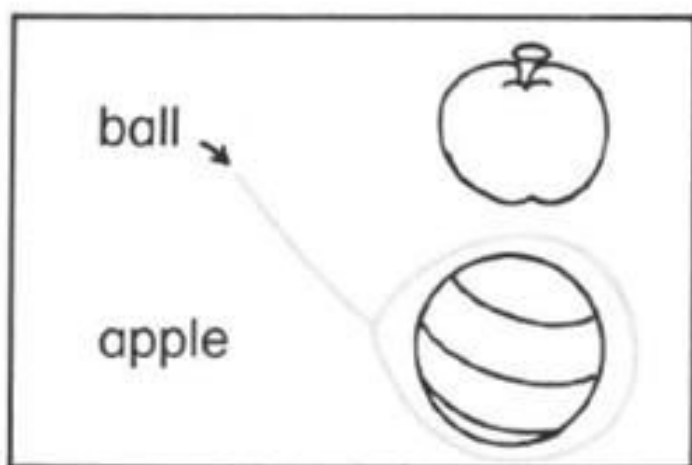
TODAY'S DAY IS (DATA): ____ / ____ / 2.020

ACTIVITY (ATIVIDADE): ESTE E UM GRANDE DESAFIO:

1º FAÇA O DESENHO NO SEU CADERNO CONFORME FIGURA ABAIXO;

2º LIGUE A PALAVRA NA IMAGEM;

3º DESCUBRA O ANIMAL OU OBJETO ABAIXO – FAÇA NO CADERNO COMPLETANDO CADA UMA DELAS.



It is a goat.



It is a cat.



It is an apple.

It is a ball.

FAÇA O CABEÇALHO NO SEU CADERNO E A ATIVIDADE CONFORME ORIENTAÇÃO

ETI – IRANY TOLEDO DE MORAES

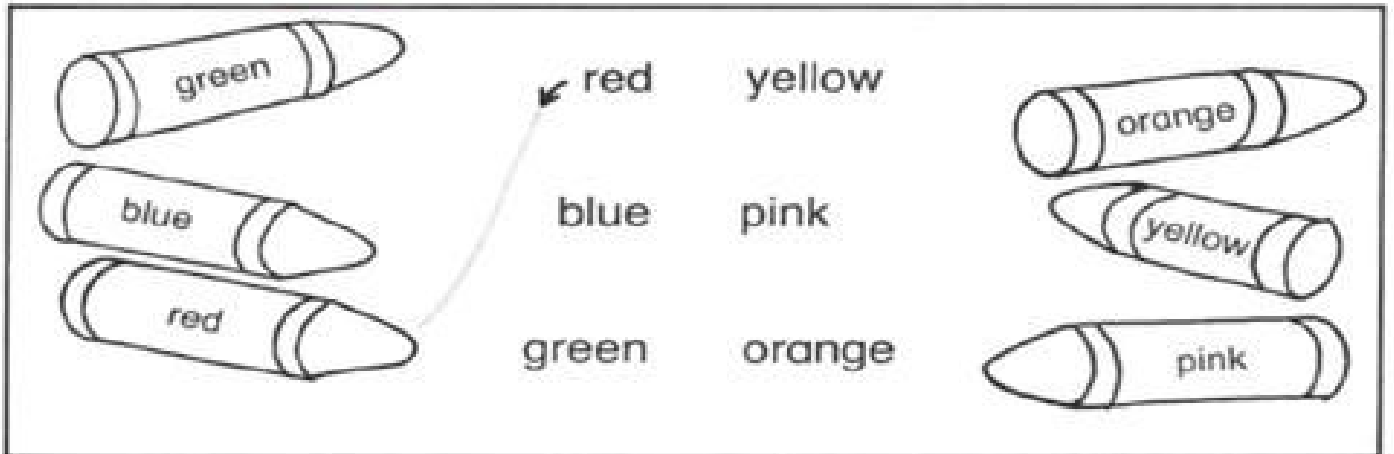
TEACHER: TIAGO SILVA

ENGLISH LANGUAGE

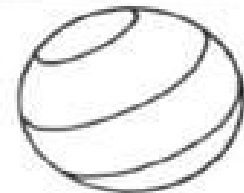
TODAY'S DAY IS (DATA): ____ / ____ / 2.020

ACTIVITY (ATIVIDADE): FAÇA O DESENHO NO CARDENO E LIGUE A PALAVRA



A CADA FIGURA. **RED** / **BLUE** / **YELLOW** / **PINK** / **GREEN** / **ORANGE**



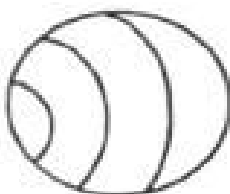
It is a pink ball.



It is an orange goat.



It is a red goat.



It is a blue ball.

It is a yellow goat.



It is a green ball.



FAÇA O CABEÇALHO NO SEU CADERNO E A ATIVIDADE CONFORME ORIENTAÇÃO


ETI – IRANY TOLEDO DE MORAES

TEACHER: TIAGO SILVA


ENGLISH LANGUAGE

TODAYS DAY IS (DATA): _____ / _____ / 2.020

ACTIVITY (ATIVIDADE): FAÇA O DESENHO NO CARDENO E CIRCULE O NUMERO DE GIRL (S) – MENINA (S) / BOY (S) – MENINO (S).



cake



cakes




1 2 3 4 5 girl girls



1 2 3 4 5 boy boys



1 2 3 4 5 boys boy




1 2 3 4 5 girls girl



1 2 3 4 5 boy boys



1 2 3 4 5 girls girl



1 2 3 4 5 girl girls



1 2 3 4 5 boys boy

FAÇA O CABEÇALHO NO SEU CADERNO E A ATIVIDADE CONFORME ORIENTAÇÃO


ETI – IRANY TOLEDO DE MORAES

TEACHER: TIAGO SILVA

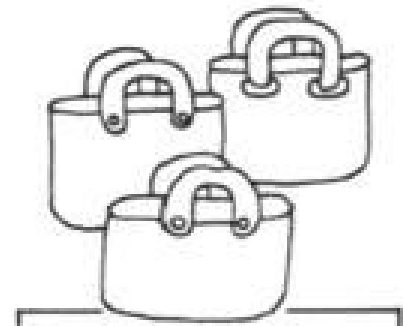




ENGLISH LANGUAGE

TODAYS DAY IS (DATA): _____ / _____ / 2.020

ACTIVITY (ATIVIDADE): FAÇA O DESENHO NO CADERNO E DESCREVA EM INGLÊS O QUE É CADA IMAGEM.



cakes



cakes

apples

cats

balls

goats

bags

VOCABULÁRIO:

CAKES – BOLO / CATS – GATO / GOATS – CABRA / APPLES – MAÇA / BOLLS – BOLA / BAGS – BOLSA.

FAÇA O CABEÇALHO NO SEU CADERNO E A ATIVIDADE CONFORME ORIENTAÇÃO


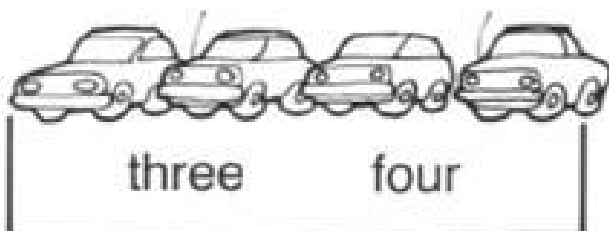
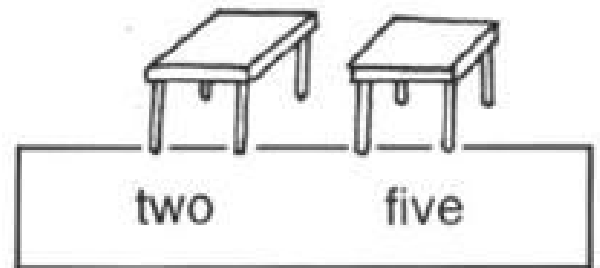
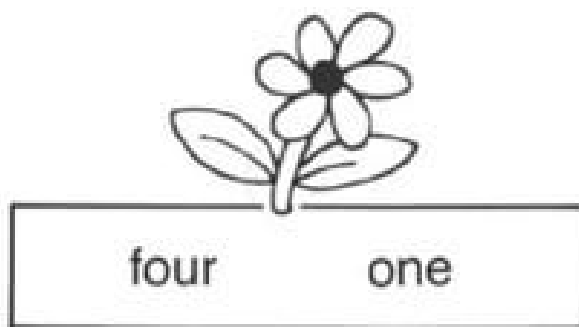
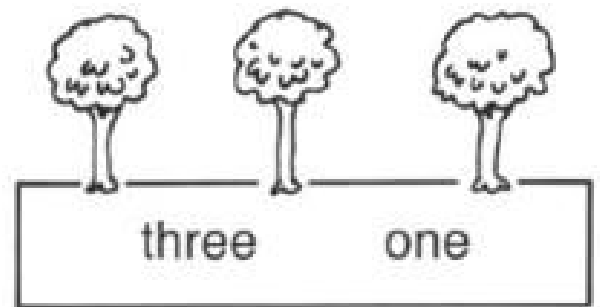
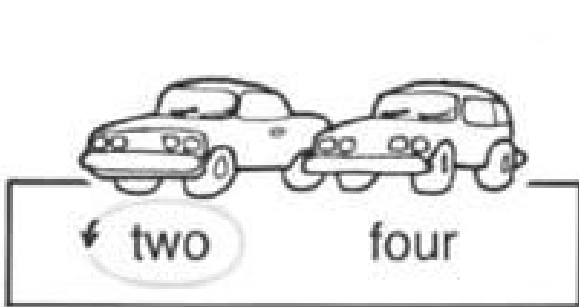
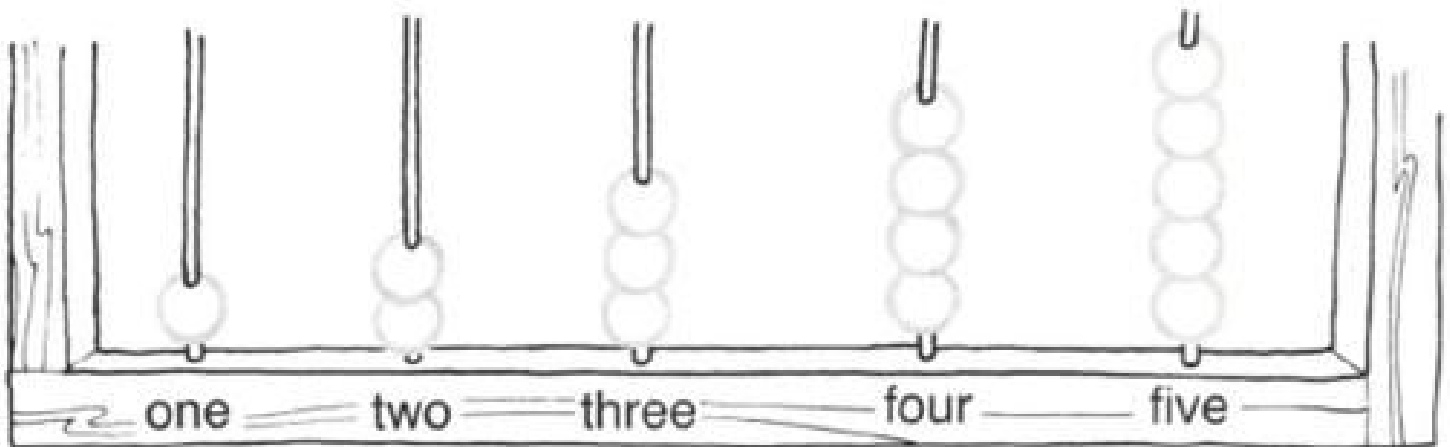
ETI - IRANY TOLEDO DE MORAES

TEACHER: TIAGO SILVA

ENGLISH LANGUAGE

TODAY'S DAY IS (DATA): _____ / _____ / 2.020

ACTIVITY (ATIVIDADE): FAÇA O DESENHO NO CADERNO E CIRCULE O
NUMERO DE ACORDO COM CADA IMAGEM.



FAÇA O CABEÇALHO NO SEU CADERNO E A ATIVIDADE CONFORME ORIENTAÇÃO

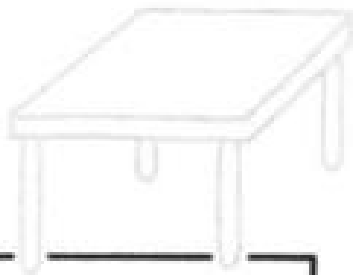
ETI – IRANY TOLEDO DE MORAES

TEACHER: TIAGO SILVA

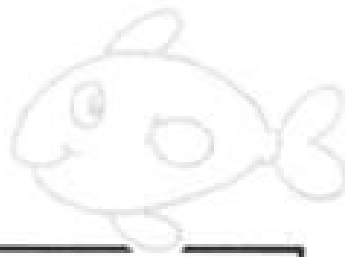
ENGLISH LANGUAGE

TODAY'S DAY IS (DATA): ____ / ____ / 2.020

ACTIVITY (ATIVIDADE): ESTE É UM GRANDE DESAFIO. ABAIXO VOCE TEM NUMEROS E FIGURAS. DESENHE A QUANTIDADE DE FIGURA CONFORME A FRASE.



table



fish



umbrella

Draw two umbrellas.



Draw one fish.

Draw four tables.

Draw three umbrellas.

Draw five tables.

VOCABULÁRIO: DRAW – DESENHAR